

THIS WEEK'S
FOCUS:

**SEE
BEYOND**

**GRADE
LEVEL:
3-5**



WE MATTER



TODAY'S ACTIVITY: "IN OUR SIGHTS"

✓ Students will create a VISION for their future. Students will work together to SEE BEYOND and create a mural of a future world they would like to live in. Students will use their collective awareness to identify current local and global needs and SEE BEYOND to envision solutions, resources and tools that addresses those needs in the future.

✏️ Large piece of butcher paper, flipchart paper or large blank construction paper; pencils; crayons, markers or colored pencils.

Prep time: 5-10 minutes

i As this is the 2nd Monday of the month, please consider sharing highlights or relevant parts from the Monthly Launch lesson - Monday Gets Imaginative and or Week 1 - Spark Creativity. The concept of creativity can be challenging for some students. Encourage students to be open to what is CREATIVE for themselves. *** Also, try to be mindful of students and families who may currently be experiencing the local and global issues you and your students identify.

LEARNING MODALITIES		SOCIAL & EMOTIONAL LEARNING		4 C's	
•	Visual		Self-awareness		Critical thinking
	Auditory		Self-management		Communication
	Kinesthetic	•	Social-awareness	•	Collaboration
	Verbal		Relationship skills	•	Creativity
•	Interpersonal		Responsible decision-making		
	Intrapersonal				
	Logic				



GOALS FOR THE WEEK



- 1 DISCOVER** how using our CREATIVITY generates joy, optimism, and meaningful experiences for ourselves, the people around us, our community, and the world.
- 2 ENGAGE** in opportunities to be inspired and motivated by the imaginativeness and resourcefulness in and around us.
- 3 UNDERSTAND** that when we allow ourselves to use our IMAGINATION individually and collectively, we connect to what is possible and construct an amazing future.



LAUNCH: (3-5 minutes)

***Consider asking one or more questions below to build background to the lesson's theme - GET IMAGINATIVE and strategy SEE BEYOND.**


-   How do you currently use your ability to SEE BEYOND the present moment?
How would you guide someone else to SEE BEYOND?
How might SEEING BEYOND help to address local and global needs and issues?
How might our IMAGINATION help us to visualize ideas and solutions that no one has thought of before?
Why might it be helpful to guide each other to SEE BEYOND?

-   Each and every one of us has the ability and capacity to SEE BEYOND our present moment. You may be doing it right now. You might be thinking about what you are going to have for dinner, what is going to happen at the soccer match this weekend or how you would like to celebrate your next birthday. We also use our IMAGINATION and ability to SEE BEYOND to create solutions and forecast what may be an issue in the future. Our ability to SEE BEYOND helps us to move forward, make progress and grow.



INQUIRY: (3-5 minutes)

Select 1-3 questions from the list below to help build background for the activity. *NOTE: Consider modifying the questions pending students' ages, grades, ability levels, and classroom goals. Consider having students share their responses in pairs, small groups, or as a large group.

-  Do you think people who lived in the 1900's could have imagined a smart phone?
Do you think people who lived in the 1700's could have imagined cars, airplanes, or traveling to space in a rocket?
How do you think people are able to SEE BEYOND to create things that don't exist yet?
What is something we use now that may change in 50 years?
How might our IMAGINATION and ability to SEE BEYOND help create a brighter future for everyone?

Icon Key	 - Ask	 - Explain	 - Say	 - Brainstorm	 - Slide #'s
-----------------	---	---	---	---	---



ENGAGE: (1 minute)



Over the last 100 years, our world has evolved in tremendous ways. From the way we travel to the way we communicate to the way we shop and learn in school and much, much more, life has changed. Someone identified how something could be better. Someone pictured in their mind a solution to a need. Someone visualized what could be possible. Someone used their ability to SEE BEYOND and IMAGINED how life could be.



Are you ready to use your ability to SEE BEYOND and visualize what might be for our world?



START ACTIVITY: (10-15 minutes)

Directions: Consider the best way for students to create their future world mural. Students can work in small groups and each group creates a panel OR have students work collectively to create a continuous mural on butcher paper. Brainstorm with students issues and needs: drought (limited water supply,) food deserts, local crime and global war, housing, social and racial equity, effects of climate change, etc. Then have students visualize a world where those issues are no longer an issue. Have students depict on the mural what the world will look like with the solutions, resources and tools addressing their identified issues and needs. Display students IN OUR SIGHTS mural to show the world what your students envision for their future.



Our world is not a perfect place. There are definitely some great things about our world. Our world also issues and needs.

Today, we are going to collectively use our IMAGINATION and ability to SEE BEYOND to create a world where those issues and needs are addressed. We are going to use our creativity and ingenuity to IMAGINE the resources and tools that we need to address those problems. Then we are going to create a mural of the future we have IN OUR SIGHTS.

*Think about asking one or more questions to inspire students to use their IMAGINATION and ability to SEE BEYOND. Consider charting their responses on the whiteboard or flipchart paper.



What are some things that concern or worry you about what you see happening in our world?
What are some local or global issues you are aware of?

*Place students into small groups or work as a large group.

Icon Key



- Ask



- Explain




- Say




- Brainstorm



- Slide #'s

 If you are comfortable, I would like you to close your eyes and picture in your mind your ideal world in 50 years. What do you see? How are we living? What might be different than how we live now?

 You just used your ability to SEE BEYOND. When we SEE BEYOND, we are able to visualize what is possible. Using your vision of the future, work together to depict a world that addresses and solves some of issues and needs we currently have. Think about people who may not have access to clean water or enough food. Think about people who may not have access to housing or transportation. Think about climate change. IMAGINE how these needs can be met.


Let's work together to draw images of the future you would like to SEE.

Let's SEE BEYOND and create the future that is IN OUR SIGHTS.

*Provide supplies for groups to create their portion of the mural. Display the IN OUR SIGHTS mural to remind students of the future they are working towards.

 **REFLECT: (3-5 minutes)**

After the activity, consider asking 1-3 of the following questions to help students reflect, evaluate, and make connections to the lesson. *NOTE: Think about modifying the questions based on your students' ages, grades, ability levels, and classroom goals. Consider having students share their responses in pairs, small groups, or as a large group.

 What do you think of our future world?
What was it like to use your IMAGINATION to SEE BEYOND and visualize our future world?
What was it like using our collective ability to SEE BEYOND to address local and global needs and issues?
How might we use our ability to SEE BEYOND to start working on solutions to address needs and issues, today?
How does IMAGINING our future world remind us of how much and why we MATTER, together?

  **WRAP UP: (1 minute)**

What do you IMAGINE for our world? When we work together, to IMAGINE ideas and SEE solutions, we make our world a better place for everyone. We collectively understand that our future needs all of us to contribute to make it happen. This is why, together, we MATTER.

Icon Key	 - Ask	 - Explain	 - Say	 - Brainstorm	 - Slide #'s
-----------------	---	---	---	---	---

EXTEND

Think about providing more opportunities for students to SEE BEYOND by doing one or more of the activities below:

- 1 TIME MACHINE:** Have students go back in time - 50 years ago, 100 years ago, etc. and write a letter to those living during those time periods explaining the current situation. Have students provide guidance and advice to help people change their mindset, attitudes and behaviors that caused what students currently experience. Have volunteers share their letters.
- 2 WHAT WE'LL BUILD:** Read aloud, listen to or watch the storybook, "What We'll Build" by Oliver Jeffers. Video read aloud link: <https://video.link/w/zzp1d> Then have students share what they might "build" that would be helpful for everyone.

“ A VISION IS NOT JUST A PICTURE OF WHAT COULD BE; IT IS AN APPEAL TO OUR BETTER SELVES, A CALL TO BE SOMETHING MORE. ”

**- ROSABETH MOSS KANTER,
PROFESSOR - HARVARD BUSINESS SCHOOL**